

Kathleen Pickens-French

Finding HOPE in the Great Depression

A "Student Spotlight" Exhibit Program

Program Description: When we typically think of programs, we think of introductions to resources and ideas that may interest our library community that we, as library staff, design to draw attention to our services and collections. This program is a bit different because it will be an exhibit of projects that are a *result* of using our resources to stimulate critical thinking and to foster creative pursuits. By spotlighting student projects created for an American History High School class assignment, librarians are able to work with teachers to develop cooperative relationships, to build trust with area students seeking information on their topics, and to provide community members with a reason to step foot in the library's doors. The library is not the only one who benefits: while the world wide web and social networking have made it possible for students to showcase their work and thoughts to their peers online, this will create an opportunity for them to showcase their creative endeavors to a live audience. The teachers will benefit from building collaborative relationships with their public librarians and can learn what "gaps" in resources from school collections can be filled locally. Perhaps the greatest beneficiary is the community; not only are they exposed to the library's resources, but also to the talents of their sons, daughters, and neighbors.

Audience: Although the exhibit will be open to the general public, it is likely that the primary audience will be the friends and families of students displaying work.

Marketing Materials: [Fliers](#) (pdf file) will be given to each of the participating students to take home and will also be displayed in both the public library and throughout the participating school. Posters of the same design would be placed on display in the library for several weeks preceding the program.

Date: Tuesday, April 14, 2009
 Time: 4:30 pm - 8:00 pm
 Main Lobby
 Imaginary Public Library
 Downtown Paterville
 Kathleen Pickens-French: 888-111-4007

Imaginary Public Library
 A commitment to books, to stories, and to hope

STUDENT SPOTLIGHT EXHIBIT
 A special program featuring student projects from Imaginary High School

Approved and MS: Andrew (book, photo, video) Project: The American Home (from 1930s)

Join us for a special student presentation of "Finding Hope in the Great Depression", brought to you in cooperation with Imaginary High School's Junior/Senior American History Class. Refreshments will be served at 4:30 p.m. in the Main Lobby, as Special Guest Speaker Andrea Grant opens the program with an introduction to the Great Depression era. You will then be invited to tour our diverse array of exhibit stations—a collection of imagination inspired by our library's resources. At 6:00 p.m., the Grant will announce the awardees for this year's "Best in Class".

Exhibit Stations

- **Main Lobby:** View the artistic interpretations of the Great Depression on canvas, in photographs, and in sculpture
- **Computer Lab:** Explore Web pages, blogs, and weblogs created by the student to share their research with the world
- **Reading Room:** Listen and learn while the authors offer their reflections in the form of poetry, short stories, and plays
- **Recreation Room:** Watch the story of the Great Depression unfold in a variety of short films and video presentations

Imaginary Public Library
 200 West Street
 Paterville, CA 92051
 Phone: 811-111-4007
 Fax: 888-111-4007

One's made the other?
 Take a virtual tour of the Exhibit
 from the library's Web site:
www.imaginarypubliclibrary.com

Formats: It is expected that a variety of formats will be presented as projects, particularly since this will be an opportunity for the students to showcase their talents. Because of this, various “stations” will be set up in the library to enable browsing the projects in the best available environment, as well as ensuring that the proper operating equipment is available for each format. In addition to the Exhibit Stations, there will be a display area arranged in the Main Lobby that will promote the library resources used by the students to stimulate their creations. These will be available for library users to check out and will include books, videos, and cd roms. A list of recommended Web sites for documents, images, and audio files will also be available for library users (all recommended resources follow on page 4).

Program Schedule:

6:30 p.m.: Program Introduction by American History Teacher, Andrea Giant, with an overview of the Great Depression era. Light refreshments will be passed during the speaker’s address.

6:30-8:30 p.m.: Library users can tour the various exhibit stations either individually or as part of a tour guided by the exhibit creators.

8:30 p.m.-9:00 p.m.: Closing ceremony in the Main Lobby that will include a presentation of “Best in Class” awards. While the award recipients will be determined ahead of time, the community will also be able to vote for their personal favorites for one recipient’s work to remain on permanent display in the library.

Following the Exhibit: A “Virtual Gallery” of the projects will be accessible from the library’s home page. In addition to hosting images, it will include links to all of the online materials the students created, audio recordings of the written entries being read aloud, and movie clips of the video projects. The list of recommended resources will also be available from this page.

Exhibit Stations:

- **Main Lobby:** View the artistic interpretations of the Great Depression on canvas, in photographs, and in sculpture
- **Computer Lab:** Explore Web pages, blogs, and wikis created by the students to share their research with the world
- **Reading Room:** Listen and learn while the writers offer their reflections in the form of poetry, short stories, and plays
- **Recreation Room:** Watch as the story of the Great Depression unfolds in a variety of short films and video presentations

Library Resources Needed: In order to provide the best display possible display for artwork in the Main Gallery, several easels and tables would be needed. A portion of the computer lab should be reserved for accessing projects created online, with headphones also available for listening to any audio files. The reading room should provide visitors with chairs so that they can relax and be entertained by the spoken poetry, the





short stories read aloud, and the performance of project plays. The recreation room would benefit from a projection screen, so that movies and video presentations could be enjoyed by several guests simultaneously.

Student Starters: In addition to being given ideas for library resources, students should be encouraged to search for inspiration by thinking critically about the research they conduct. The entire rationale behind picking a program theme like “Finding Hope in the Great Depression” is to challenge these students to think outside of the box, as well as to challenge program visitors to see history in a different light. Students will benefit by being given ideas about what to look for while conducting their research, such as:

- How is the idea of “family” presented throughout your research, and what impact does “family” have on an individual’s hope during tough times? How has the idea of “family” changed since then and what impact would this have on a modern-day period of depression?
- What role did the government play in fostering hope during this era? Are there any similar situations today?
- How are children portrayed from this period? Compare children of the Depression with children in economically disadvantaged countries today. Where do you find hope?
- What themes emerged from your research? How can we learn from this period to provide our own society with hope when times are difficult?

Recommended Library Resources

Books



An Album of the Great Depression, by William Loren Katz. New York: Watts, 1978.

Children of the Great Depression, by Russell Freedman. New York: Clarion, 2005.

Out of the Dust, by Karen Hesse. New York: Scholastic, 1997. (Newbery Medal Winner)

The Grapes of Wrath, by John Steinbeck. New York: Penguin, 2002.

The Harvest Gypsies: On the Road to the Grapes of Wrath, by John Steinbeck. (Reprint) San Francisco: *San Francisco News*, 1936.

Videos

Cinderella Man, Directed by Ron Howard. Universal City, Calif: Universal, 2005.

The Grapes of Wrath, Produced by Darryl Francis Zanuck. Beverly Hills, Calif: 20th Century Fox Home, 2004.

The Great Depression, Directed by Orlando Bagwell. Recorded, with permission, from a satellite broadcast of the PBS Adult Learning Satellite Service between Oct. 25, 1993 and Mar. 24, 1994.

The Great Depression: An American Legacy, Written and Produced by Jeff Bergin. Scottsdale, AZ: Teacher's Video, 2003.

People's Century. 1929, Breadline. Directed by Archie Baron. Alexandria, VA: PBS, 1998.


The Road to Rock Bottom, Written and Directed by Terry Kay Rockefeller. Alexandria, VA: PBS, 1993.

CD ROMS

Culture Created by Classroom Connect in cooperation with the Library of Congress. Brisbane, Calif: Classroom Connect, 2000. (Emphasis on Part II: Busted Dreams: The Great Depression, 1930-1940)

The Great Depression and the New Deal Created by Primary Source Media. Woodbridge, CT: Primary Source Media, 1998.

Web Sites



America from the Great Depression to World War II. Black and White Photographs, from the FSA-OWI 1935-1940, from American Memory at <http://memory.loc.gov/ammem/fsahtml/fahome.html>

Manuscripts from the Federal Writers' Project, 1936-1940, from the American Life Histories from American Memory at <http://memory.loc.gov/ammem/wpaintro/wpahome.html>

Modern American Poetry: The Great Depression, from the English Department of the University of Illinois at Urbana-Champaign at <http://www.english.uiuc.edu/maps/depression/depression.htm>

* Photo Essay: <http://www.english.uiuc.edu/maps/depression/photoessay.htm>

New Deal Network at <http://newdeal.feri.org/>

Prints and Photographs Collection, from the Library of Congress, at <http://www.loc.gov/rr/print/catalog.html>

Some sample keywords to use include: ("Great Depression" 75 results; "WPA" 1398 results; "Dust Bowl" 66 results; "Photographic Prints 1930 1940" 4437 results)

Surviving the Dust Bowl, from PBS, at <http://www.pbs.org/wgbh/amex/dustbowl/>

The Great Depression, from the Eleanor Roosevelt national Historic Site at <http://www.nps.gov/archive/elro/glossary/great-depression.htm>

Voices from the Dust Bowl, from The Charles L. Todd and Robert Sonkin Migrant Worker Collection (1940-1941) of American Memory, at <http://memory.loc.gov/ammem/afctshtml/tshome.html>

Voices from the Thirties, from American Memory at <http://memory.loc.gov/ammem/wpaintro/exinterv.html>